



CERTIFIED COMPANY

 [®] SCAFFALATURE - LOGISTICA INTEGRATA
BIZZOTTO SRL

METAL KITS, OUR PASSION

MADE IN ITALY



since **1974** to today

1974

Bizzotto Metalwork
(Rosà)



1976

starts production
of KIT



1994

Metaltre srl, trading
company of the group



2002

Bizzotto inaugurates
the new production
facility



2011

Implementation of best
design CRM software



2007

Bizzotto obtains ISO
9001:2000 certification



2006

Coils Block, industrial
patent for coil storage



2012

Bizzotto in new
markets



2013

Bizzotto becomes
certified processing
center UNI EN 1090
EN 3834



2014

Portapallet industrial
patent for B110



2016

Bizzotto obtains
TÜV Rheinland
certification



In 1974 with current CEO Giuseppe Bizzotto, Bizzotto Scaffalature srl starts its own development in the medium-heavy metalwork sector, further going on to include shelving. Today after major successes achieved including the reaching of important production targets, Bizzotto Scaffalature srl thanks to acquired know-how and the introduction of highly innovative solutions, is building on its own licensed shelving for integrated storage logistics, whilst respecting all directives on safety and functionality. The company occupies over 10,000 square meters of business space, employing 40 people.




**Kg
750**

**MAX TOTAL
CAPACITY**

**Kg
150**

**PER SHELF
CAPACITY**
evenly distributed



1111208570

THE KIT CONTAINS:

- 8 uprights
- 6/8 crossbars
- 5 shelves
- 20 hooks
- 4 PVC feet
- 4 joints
- 1 cross brace




AVAILABLE COLORS

gray ral 7038

art. **B300G**

SHELF



Attention:

All shelves are compatible with our shelving system Bolt Shelving, LB1 and LB6.

See page 19

article	dim. LxD (mm)	reinforcements	H (mm)	max. load Kg	pieces per pallet	pallet LxDxH (mm)
LB1-S8030G	800x300	SR	1600	100	48	1000x1200x2190
LB1-S8040G	800x400	R1	1600	150	40	1000x1200x2350
LB1-S8050G	800x500	R1	1600	150	32	1000x1200x2310

article	dim. LxD (mm)	reinforcements	H (mm)	max. load Kg	pieces per pallet	pallet LxDxH (mm)
LB1-S10030G	1000x300	R1	2000	130	42	1000x1200x2190
LB1-S10040G	1000x400	R1	2000	150	35	1000x1200x2350
LB1-S10050G	1000x500	R1	2000	150	28	1000x1200x2310

article	dim. LxD (mm)	reinforcements	H (mm)	max. load Kg	pieces per pallet	pallet LxDxH (mm)
LB1-S12030G	1200x300	R1	2400	130	42	1200x1200x2190
LB1-S12040G	1200x400	R1	2400	130	35	1200x1200x2350
LB1-S12050G	1200x500	R1	2400	130	28	1200x1200x2310

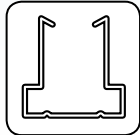


Kg 500

MAX TOTAL CAPACITY

Kg 100

PER SHELF CAPACITY
evenly distributed



1111208570

THE KIT CONTAINS:

- 8 uprights 900 mm
- 6 crossbars 320 mm
- 5 reinforced shelves 1000x400 mm
- 20 hooks
- 4 PVC feet
- 4 joints
- 1 cross brace



AVAILABLE COLORS



gray ral 7038
art. LB1- 100G



white ral 9003
art. LB1- 100B



light blue ral 5015
art. LB1- 100A



violet Pan. 2573C
art. LB1- 100V



green ral 6018
art. LB1- 100VE



yellow ral 1018
art. LB1- 100Y



anthracite ral 7016
art. LB1- 100AN



Quick Boltless Shelving

EuroStock



art. E600Z/250

art. E600Z/175

Kg
1250

MAX TOTAL
CAPACITY

Kg
875

MAX TOTAL
CAPACITY

Kg
250

PER SHELF
CAPACITY
evenly distributed

Kg
175

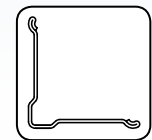
PER SHELF
CAPACITY
evenly distributed

1800



THE KIT CONTAINS:

- Galvanized steel structure
- 8 uprights 960 mm
- 5 chipboard shelves 1000x400 mm
- 4 pvc feet



1111208570

AVAILABLE COLORS

zinc plated

Eurostock holds 250 kg



Eurostock holds 175 kg

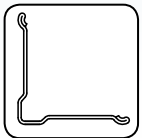


Kg
350

MAX TOTAL
CAPACITY

Kg
70

PER SHELF
CAPACITY
evenly distributed



1111208570

THE KIT CONTAINS:

- 8 uprights 960 mm
- 5 reinforced shelves 1000x400 mm
- 4 pvc feet
- 1 wooden block



AVAILABLE COLORS



gray ral 7038
art. E500G



white ral 9003
art. E500B



yellow ral 1018
art. E500Y



black ral 9004
art. E500N



red ral 3020
art. E500R



zinc plated
art. E500Z



Quick Boltless Shelving

MiniEuro



THE KIT CONTAINS:

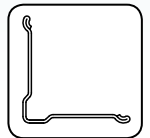
- 4 uprights 1500 mm
- 4 shelves 750x300 mm
- 4 pvc feet
- 1 wooden block

Kg
160

MAX TOTAL
CAPACITY

Kg
40

PER SHELF
CAPACITY
evenly distributed



1111208570

AVAILABLE COLORS



gray ral 7038
art. E550G



white ral 9003
art. E550B



yellow ral 1018
art. E550Y



black ral 9004
art. E550N



red ral 3020
art. E550R

96
PIECES





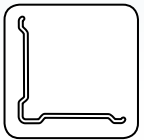
Bolt Shelving

Kg
350

MAX TOTAL
CAPACITY

Kg
70

PER SHELF
CAPACITY
evenly distributed



1111208570

THE KIT CONTAINS:

- 8 uprights 960 mm
- 5 reinforced shelves 1000x400 mm
- 40 bolts
- 4 pvc feet



AVAILABLE COLORS





THE KIT CONTAINS:

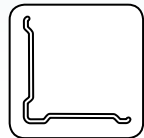
- 4 uprights 1500 mm
- 4 shelves 750x300 mm
- 40 bolts
- 4 pvc feet

Kg
160

MAX TOTAL CAPACITY

Kg
40

PER SHELF CAPACITY
evenly distributed



1111208570


AVAILABLE COLORS



gray ral 7038
art. B250G



white ral 9003
art. B250B



yellow ral 1018
art. B250Y



black ral 9004
art. B250N



red ral 3020
art. B250R

96
PIECES



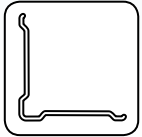
Star Kit Bolt Shelving

**Kg
400**

MAX TOTAL
CAPACITY

**Kg
80**

PER SHELF
CAPACITY
evenly distributed



1111208570

THE KIT CONTAINS:

- 8 uprights 920 mm
- 5 shelves 900x400 mm
- 40 bolts
- 4 pvc feet

AVAILABLE COLORS

gray ral 7038

art. B300G



**85
PIECES**



Bolt Shelving *Mini StarKit*



THE KIT CONTAINS:

art. **B350Z/SQ**

- 4 uprights mm 1500
- 4 shelves mm 750x300
- 4 PVC feet
- 48 bolts
- 4 corner pieces

art. **B350Z**

- 4 uprights mm 1500
- 4 shelves mm 750x300
- 4 PVC feet
- 32 bolts

AVAILABLE COLORS

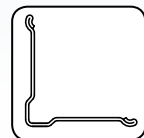
zinc plated

Kg
160

MAX TOTAL
CAPACITY

Kg
40

PER SHELF
CAPACITY
evenly distributed



1111208570



Kit Accessories



New Baby



New Estate



New Rose



New India



Nylon

Covers for Eurokit and Bolt Shelving Kit

article	description	dim. LxDxH (mm)
CK100X40BA	New Baby	1000x400x1870
CK100X40ES	New Estate	1000x400x1870
CK100X40IN	New India	1000x400x1870
CK100X40RO	New Rose	1000x400x1870
CMK75X30BA	New Baby	750x300x1500
CMK75X30ES	New Estate	750x300x1500
CMK75X30IN	New India	750x300x1500
CMK75X30RO	New Rose	750x300x1500
KIS100X40Z	Greenhouse Nylon	1000x400x1870




Flowers



Geometric



Cream



Yellow



Nylon

Covers for Arredokit

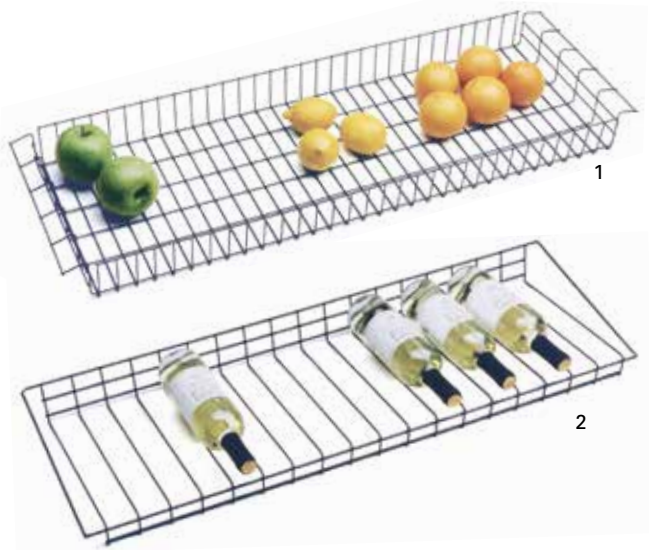
article	description	dim. LxDxH (mm)
LB1-100F1	Flowers	1000x400x1800
LB1-100F2	Geometric	1000x400x1800
LB1-100PA	Cream	1000x400x1800
LB1-100YE	Yellow	1000x400x1800
LB1-100TR	Nylon	1000x400x1800

Kit Accessories

Only for shelves 1000x400

Wire Baskets

	article	description	dim. LxD (mm)
1	AK100	straight Basket	950x31 ø3
2	AK105	slanted Basket	850x28 ø3



Pegboard

For shelves and wall mount with PVC hooks. Color black

article	dim. (mm)
AK110	360x800h



Wall and shelf mount



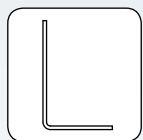
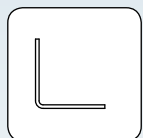
Multiuse hanger



	article	description
A	AK115	Side multiuse hanger set of 2
B	AK120	*Top hanger set of 2

* Not to be used with Arredokit and zinc plated Eurokit

Bolt Shelving System



Available colors:

gray ral 7038

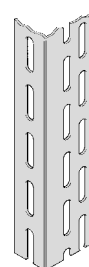
zinc plated



mm 35
thickness 18/10

Corner Upright 35x35

article		dim. mm
gray	zinc plated	
B01	B01Z	1000x35x35
B02	B02Z	1500x35x35
B03	B03Z	2000x35x35
B04	B04Z	2500x35x35
B05	B05Z	3000x35x35



mm 35
thickness 18/10

Corner Upright 55x35

article		dim. mm
gray	zinc plated	
B06	B06Z	1000x55x35
B07	B07Z	1500x55x35
B08	B08Z	2000x55x35
B09	B09Z	2500x55x35
B10	B10Z	3000x55x35



Zinc plated bolt
n. 8 pieces per shelf

article	dim. (mm)
B100	M8x14



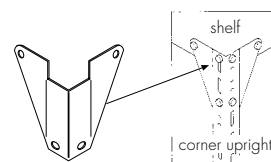
PVC foot

	article	dim. (mm)
A	B101	35x35
B	B102	55x35



Steel foot

article	dim. (mm)
B104	55x55



Bracket

article B103 to be used in unusual set-ups

Shelf



Attention:

All shelves are compatible with our shelving system: Bolt Shelving, LB1 and LB6. See page 19

Quick Hook Shelving *Serie LB1*



Available colors:

gray ral 7038

zinc plated



Crossbar LB1

article		dimensions mm
gray	zinc plated	
G185	G185Z	300
G186	G186Z	400
G187	G187Z	500
G188	G188Z	600




PVC

Foot for LB1 upright

article	description
G202	in PVC

Hook LB1 - LB6 4 pieces per shelf

article	description
G200	zinc plated




Zinc plated Cross Brace

1 piece per rack


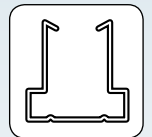
article	dimensions (mm)
G206/01Z	for shelf 600 mm
G206/02Z	for shelf 800 mm
G206/03Z	for shelf 1000 mm
G206/04Z	for shelf 1200 mm

Shelf



Attention:

All shelves are compatible with our shelving system:
Bolt Shelving, LB1 and LB6.
See page 19

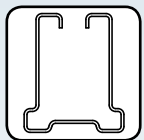


Upright assembly system composed of:

- 2 Uprights
- 2 Feet
- Variable number of crossbars according to system
- Max load 1500 Kg

Corner Upright LB1

article		dim. mm
gray	zinc plated	
G770	G770Z	1000
G772	G772Z	2000
G774	G774Z	2500
G775	G775Z	3000



Available colors:

gray ral 7038

zinc plated

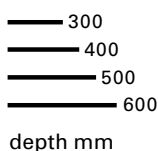
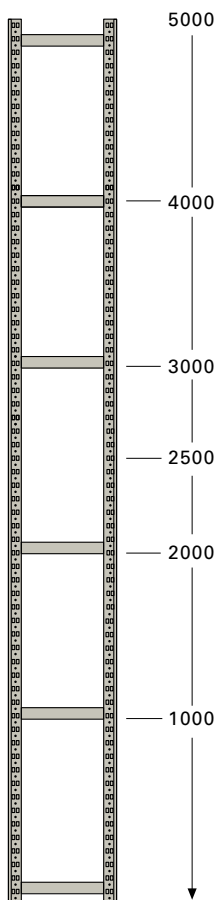
Colors on request: with surcharge

light blue ral 5015

yellow ral 1033

red ral 3020

white ral 9003



Upright assembly system composed of:

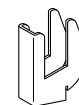
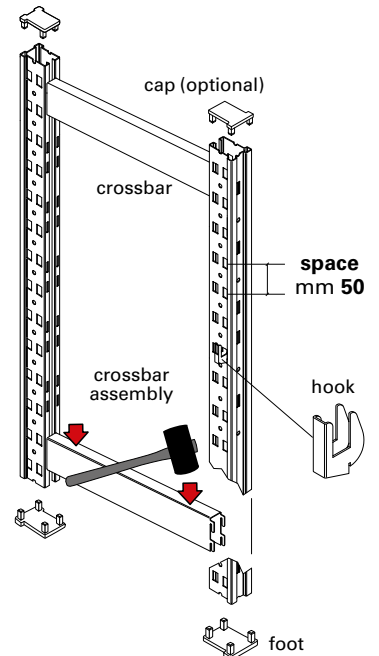
- 2 Uprights
- 2 Feet
- Variable number of crossbars according to system
- Space 50 mm
- Max load 4000 Kg

Upright

article		hight (mm)	crossbar
gray	zinc plated		
G750	G750Z	995	2
G752	G752Z	1995	3
G754	G754Z	2495	3
G756	G756Z	2995	4
G758	G758Z	3995	5
G759	G759Z	4995	6

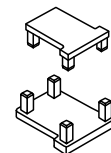
Crossbar

article		for shelf (mm)
gray	zinc plated	
G180V	G180Z	300
G181V	G181Z	400
G182V	G182Z	500
G183V	G183Z	600



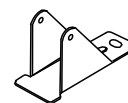
Zinc plated Hook 4 pieces per shelf

article G200



PVC Foot/Cap

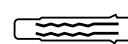
article G203



Zinc plated Steel Foot

(Includes screw TCCE M6x45)


article G204



Wall plug M8x60

for steel foot floor mount
(Includes screw TCCE M6x45)

article G201N



Wall plug

for wall mount (Includes screw TCCE M6x45)

article G202N

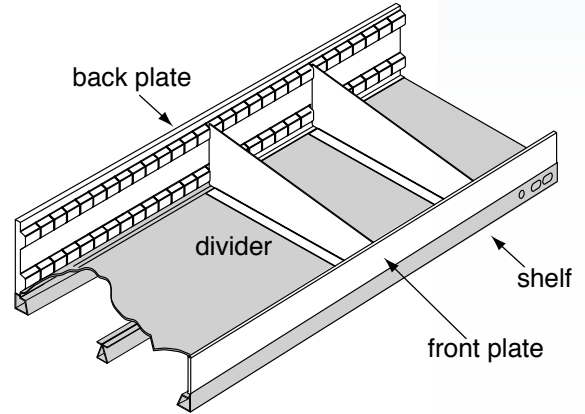
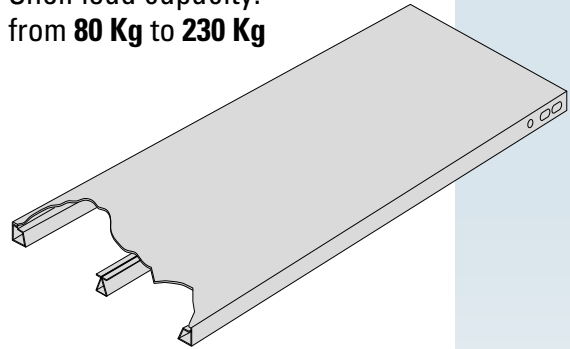
Shelves

for Bolt Shelving LB1 and LB6

Piano

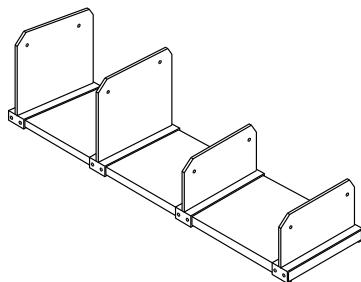
article		dim. (mm)	reinfor- cements	max. load (kg)	piece per pallet	pallet mm LxDxH
gray	zinc plated					
BG30	G26	600x300	-	100	315	1200x1000x2250
BG31	G27	600x400	-	100	270	1200x1000x2550
BG32	G28	600x500	1	150	180	1200x1000x2150
BG33	G29	600x600	2	180	135	1200x1000x1950
BG18	G60	700x300	-	100	315	1200x1000x2250
BG19	G61	700x400	-	100	270	1200x1000x2550
BG20	G62	700x500	1	150	180	1200x1000x2150
BG21	G63	700x600	2	180	135	1200x1000x1950
BG01	G30	800x300	-	100	280	1200x1000x2250
BG38	G31	800x300	1	130	280	1200x1000x2250
BG02	G32	800x400	-	100	240	1200x1000x2550
BG03	G33	800x400	1	150	240	1200x1000x2550
BG04	G34	800x500	1	150	160	1200x1000x2150
BG05	G35	800x600	2	180	120	1200x1000x1950
BG34	G64	900x300	-	80	245	1200x1000x2250
BG35	G65	900x400	1	150	210	1200x1000x2550
BG36	G66	900x500	1	150	140	1200x1000x2150
BG37	G67	900x600	2	180	105	1200x1000x1950
BG06	G36	1000x300	-	80	245	1200x1200x2250
BG07	G37	1000x300	1	130	245	1200x1200x2250
BG08	G38	1000x400	1	150	210	1200x1200x2550
BG09	G39	1000x500	1	150	140	1200x1200x2150
BG10	G40	1000x500	2	180	140	1200x1200x2150
BG11	G41	1000x600	2	180	105	1200x1200x1950
BG12	G42	1200x300	-	80	245	1200x1200x2250
BG13	G43	1200x300	1	130	245	1200x1200x2250
BG14	G44	1200x400	1	130	175	1200x1200x2150
BG15	G45	1200x500	1	130	140	1200x1200x2150
BG16	G46	1200x500	2	150	140	1200x1200x2150
-	G50	1200x500	3	230	140	1200x1200x2150
BG17	G47	1200x600	2	150	105	1200x1200x1950
-	G51	1200x600	3	230	105	1200x1200x1950
BG22	G52	1500x300	2	200	175	1500x1000x1650
BG23	G53	1500x400	2	200	140	1500x1000x1750
BG24	G54	1500x500	3	180	105	1500x1000x1650
BG25	G55	1500x600	3	180	105	1500x1000x1950

Shelf load capacity:
from **80 Kg** to **230 Kg**



Adjustable dividers

article	dim. (mm)
gray	
G640/01V	300x200h
G640/02V	400x200h
G640/03V	500x200h
G640/04V	600x200h
G640/10V	300x300h
G640/11V	400x300h
G640/12V	500x300h
G640/13V	600x300h



Shelf tray

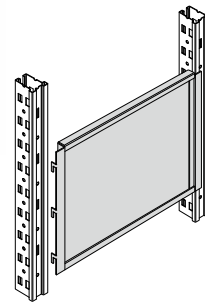
article		description	dim. (mm)
gray	zinc plated		
BG102	BG112	back plate	800x100h
BG103	BG113	front plate	800x200h
BG100	BG110	back plate	1000x100h
BG101	BG111	front plate	1000x200h
BG104	BG114	back plate	1200x100h
BG105	BG115	front plate	1200x200h
BG106	BG116	back plate	1500x100h
BG107	BG117	front plate	1500x200h
-	BG120	divider	300
-	BG121	divider	400
-	BG122	divider	500
-	BG123	divider	600

Avant LB6 accessorized



Legend

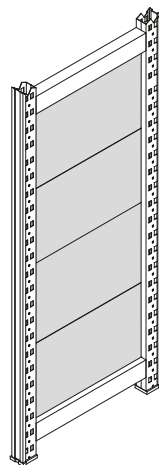
- 1 Upright
- 2 Shelf
- 3 Infill back panels
- 4 Infill side panels
- 5 Adjustable divider
- 6 Shelf strip divider
- 7 Front plate
- 8 Back plate
- 9 Door
- 10 Guides for containers
- 11 Plastic containers



Infill side panel

Metal sheet with horizontal folds
Grill style on request

article		dim. (mm)
gray	zinc plated	
G555/01V	G555/01Z	880x300
G555/02V	G555/02Z	880x400
G555/03V	G555/03Z	880x500
G555/04V	G555/04Z	880x600
G560/01V	G560/01Z	980x300
G560/02V	G560/02Z	980x400
G560/03V	G560/03Z	980x500
G560/04V	G560/04Z	980x600
G565/01V	G565/01Z	1080x300
G565/02V	G565/02Z	1080x400
G565/03V	G565/03Z	1080x500
G565/04V	G565/04Z	1080x600
G570/01V	G570/01Z	1180x300
G570/02V	G570/02Z	1180x400
G570/03V	G570/03Z	1180x500
G570/04V	G570/04Z	1180x600
G580/01V	G580/01Z	1380x300
G580/02V	G580/02Z	1380x400
G580/03V	G580/03Z	1380x500
G580/04V	G580/04Z	1380x600



Infill back panel

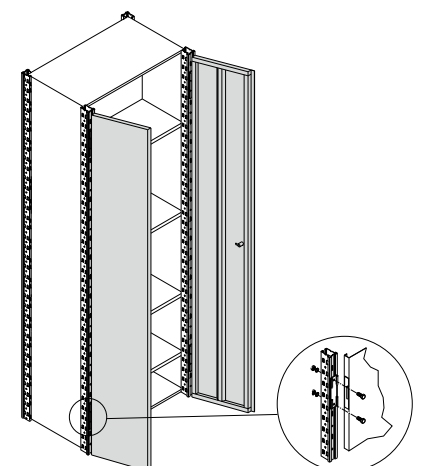
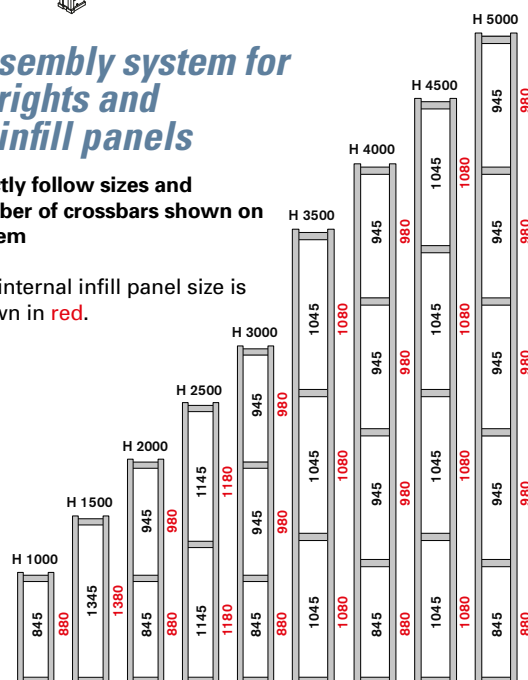
in metal sheet. Grill style on request

article		dim. (mm)
gray	zinc plated	
G605/02V	G605/02Z	800x500h
G605/04V	G605/04Z	1000x500h
G605/06V	G605/06Z	1200x500h
G605/08V	G605/08Z	1500x500H

Assembly system for uprights and of infill panels

Strictly follow sizes and number of crossbars shown on system

The internal infill panel size is shown in red.



Metal doors

(two lockable doors)

article		dim. (mm)
gray	zinc plated	
G676V	G676Z	1000x1000h
G675V	G675Z	1000x2000h

1) Reinforcement bracing

article		dim. (mm)
gray	zinc plated	
G205/01V	G205/01Z	800
G205/02V	G205/02Z	1000
G205/03V	G205/03Z	1200
G205/04V	G205/04Z	1500

2) Shelf support bar

article		description	dim. (mm)
gray	zinc plated		
G650/02V	G650/02Z	bar extension	1000
G660/01V	G660/01Z	bar extension	300
G660/02V	G660/02Z	bar extension	400

3) Shelf wheel racking beam

2 pieces required

article		dim. (mm)
gray	zinc plated	
G650/01V	G650/01Z	800
G650/02V	G650/02Z	1000
G650/03V	G650/03Z	1200
G650/04V	G650/04Z	1500

4) Slant wheel racking beam

2 pieces required

article		dim. (mm)
gray	zinc plated	
G652/01V	G652/01Z	800
G652/02V	G652/02Z	1000
G652/03V	G652/03Z	1200
G652/04V	G652/04Z	1500

Zinc plated fixing bolt with selflocking nut

4 pieces per bracing

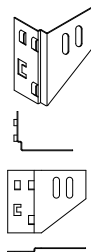
article	dim. (mm)
G702	TBCE M6x25



Fixing bracket

2 pieces required for each tie plate

article	description
G220	a "L" dx-sx zinc plated
G222	a "Z" dx-sx zinc plated

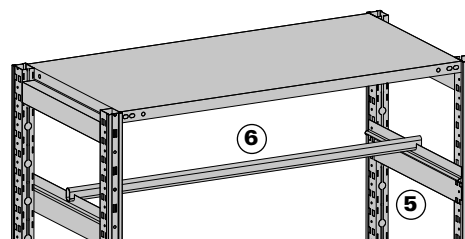


5) Crossbar for hanger

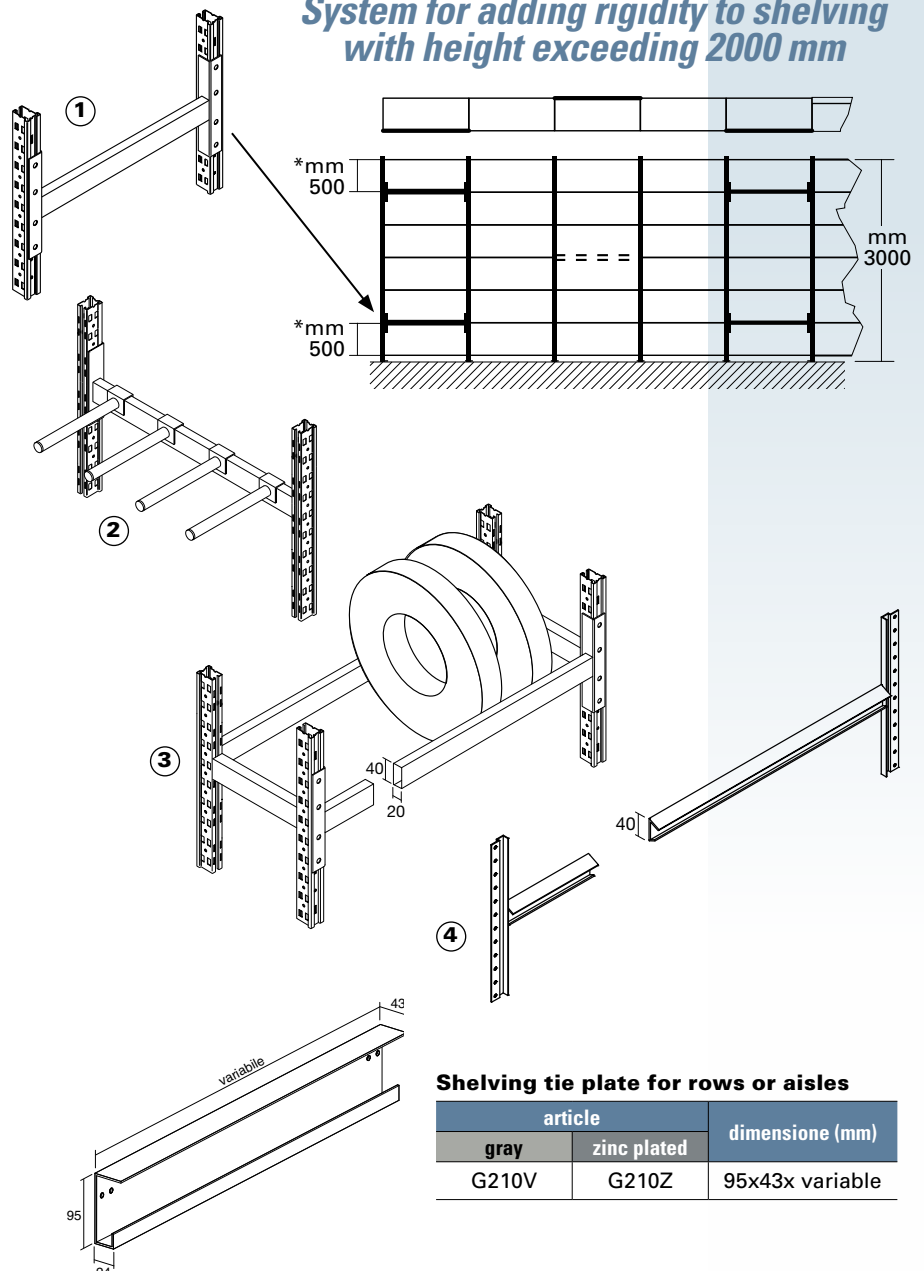
article		dim. (mm)
gray	zinc plated	
G666/01	G666/01Z	300
G666/02	G666/02Z	400
G666/03	G666/03Z	500
G666/04	G666/04Z	600

6) Chrome plated hanger

article	dim. (mm)
G665/01	800
G665/02	1000
G665/03	1200



System for adding rigidity to shelving with height exceeding 2000 mm



Shelving tie plate for rows or aisles

article		dimensione (mm)
gray	zinc plated	
G210V	G210Z	95x43x variable

Zinc plated fixing bolt

4 pieces per tie plate

article	dim. (mm)
B100	TE M8x14

Zinc plated fixing bolt with selflocking nut

4 pieces per bar

article	dim. (mm)
G702	TBCE M6x25

Avant LB6

for Plastic Containers

LB6 Boltless Shelving for Plastic Containers

Suitable for inserting polypropilene containers size 600x400 mm.
Available in zinc plated finish.
Each pair of shelf guides have a max load of 50 kg and can be adjusted in height every 50 mm.
Shelving consists of a starter rack and an add-on rack.
The number of shelf guides is determined by dividing the usable height of the shelving by the slide pitch.

Drawer set for shelf **600x400** mm

article	description	usable height (mm)
G910BZ	starter rack mm 1000 h	800
G910SZ	add-on rack mm 1000 h	800
G915BZ	starter rack mm 2000 h	1800
G915SZ	add-on rack mm 2000 h	1800
G960Z	2 shelf guides 600 mm	-

Drawer set for shelf **400x300** mm

article	description	usable height (mm)
G900BZ	starter rack mm 1000 h	800
G900SZ	add-on rack mm 1000 h	800
G905BZ	starter rack mm 2000 h	1800
G905SZ	add-on rack mm 2000 h	1800
G940Z	2 shelf guides 400 mm	-



Plastic containers **600x400** mm

article	dim. DxLxH(mm)	height space (mm)
G961	600x400x75	100
G962	600x400x120	150
G963	600x400x150	200
G964	600x400x170	200
G965	600x400x216	250
G966	600x400x230	250
G967	600x400x280	300
G968	600x400x340	350
G969	600x400x420	450

Plastic containers **400x300** mm

article	dim. DxLxH(mm)	height space (mm)
G941	400x300x120	150
G942	400x300x170	200
G943	400x300x220	250
G944	400x300x320	350

Drawer Set

for Shelf



Drawer set with 2 drawers each with two dividers

gray article	external dim. LxDxH (mm)	usable drawer size LxDxH (mm)
063/24	1000x400x300	410x350x230
063/25	1000x500x300	410x450x230



Drawer set with 4 drawers each with two dividers

gray article	external dim. LxDxH (mm)	usable drawer size LxDxH (mm)
063/44	1000x400x300	410x350x100
063/45	1000x500x300	410x450x100



Drawer set with 6 drawers each with two dividers

gray article	external dim. LxDxH (mm)	usable drawer size LxDxH (mm)
063/64	1000x400x300	256x350x100
063/65	1000x500x300	256x450x100



Drawer set with 8 drawers each with two dividers

gray article	external dim. LxDxH (mm)	usable drawer size LxDxH (mm)
063/84	1000x400x300	178x350x100
063/85	1000x500x300	178x450x100



Drawer set with 12 drawers each with two dividers

gray article	external dim. LxDxH (mm)	usable drawer size LxDxH (mm)
063/124	1000x400x300	101x350x100
063/124	1000x500x300	101x450x100



Additional zinc plated **dividers** for drawer

gray article	description	dim. LxH (mm)
063/2DIV	for set with 2 drawers	410x196h
063/4DIV	for set with 4 drawers	410x90h
063/6DIV	for set with 6 drawers	256x95h
063/8DIV	for set with 8 drawers	178x95h
063/12DIV	for set with 12 drawers	101x95h

MAXI 80

SHELF

PREASSEMBLED Modular Cabinets

Kg
50

**PER SHELF
CAPACITY**
evenly distributed



PREASSEMBLED



QUICK ASSEMBLY
10 min



1111208535

FEATURES:

- Preassembled
- Painted steel
- 4 shelves
- With key lock

gray ral 7038

art. **MAXI80G**



MAXI AND MINI ASSEMBLY - QUICK AND EASY



MINI 80 SHELF



FEATURES:

- Preassembled
- Painted steel
- 2 shelves
- With key lock

gray ral 7038

art. **MINI80G**



**PER SHELF
CAPACITY**
evenly distributed



PREASSEMBLED



QUICK ASSEMBLY
10 min




1111208535



Adjustable shelves in height



With key lock



Preassembled



Adjustable feet



MAXI 60 SHELF

PREASSEMBLED Modular Cabinets

**Kg
50**

**PER SHELF
CAPACITY**
evenly distributed



PREASSEMBLED



QUICK ASSEMBLY
10 min



1111208535

FEATURES:

- Preassembled
- Painted steel
- 4 shelves
- With key lock

gray ral 7038

art. **MAXI60G**



MAXI ASSEMBLY - QUICK AND EASY



PREASSEMBLED
Modular Cabinets

MAXI 60

BROOM HOLDERS



FEATURES:

- Preassembled
- Painted steel
- 4 shelves
- With key lock

gray ral 7038

art. MAXI60PSG

Kg
50

PER SHELF
CAPACITY
evenly distributed



PREASSEMBLED



QUICK ASSEMBLY
10 min



1111208535




10
PIECES



Adjustable shelves in height



With key lock



Preassembled



Adjustable feet



MINI 60

SHELF

PREASSEMBLED Modular Cabinets

**Kg
50**

**PER SHELF
CAPACITY**
evenly distributed



PREASSEMBLED



QUICK ASSEMBLY
10 min



1111208535

FEATURES:

- Preassembled
- Painted steel
- 2 shelf
- With key lock

gray ral 7038

art. **MINI60G**



MINI ASSEMBLY - QUICK AND EASY



PREASSEMBLED
Modular Cabinets

BRICO 1

SHELF



FEATURES:

- Preassembled
- Painted steel
- 4 shelf
- With key lock

gray ral 7038

art. **BRIC01G**

Kg
50

**PER SHELF
CAPACITY**
evenly distributed



PREASSEMBLED



QUICK ASSEMBLY
10 min




1111208535



Adjustable shelves in height



With key lock



Preassembled



Adjustable feet



BRICO 7 LOCKER

PREASSEMBLED Modular Cabinets

**Kg
50**

**PER SHELF
CAPACITY**
evenly distributed



PREASSEMBLED



QUICK ASSEMBLY
10 min



1111208535



Sloping Roof
on request
mm 430x440x16,5h
gray ral 7038

FEATURES:

- Preassembled
- Painted steel
- 1 shelf
- 1 divider
- With key lock

gray ral 7038

art. **BRIC07G**



BRICO ASSEMBLY - QUICK AND EASY



PREASSEMBLED
Modular Cabinets

BRICO 9

BROOM HOLDERS



FEATURES:

- Preassembled
- Painted steel
- 4 shelves
- With key lock

gray ral 7038

art. **BRIC09G**

Kg
50

PER SHELF
CAPACITY
evenly distributed



PREASSEMBLED



QUICK ASSEMBLY
10 min



1111208535




12
PIECES



Adjustable shelves in height



With key lock



Preassembled



Adjustable feet



Do It Yourself

Workbench

Modular workbench in 15/10 metal sheet with bottom shelf and lockable drawer.

Workbench

article	dim. LxDxH (mm)
gray / red	1000x700x920
050/100GR	

gray ral 7038

red ral 3020



Panel set

Optional: (2 panels, holders and 52 nylon peghooks)

article	dim. LxH (mm)
gray / red	980x970h
050/KIT	

Nylon Peghooks

Blister

article	description	pieces
BG061/01F	short straight	12
BG061/02G	long straight	8
BG061/04I	clip clamp	8
BG061/05L	small ring	8
BG061/06M	big ring	8
BG061/07O	slant	8
BG061/08P	hook	8

Pegboards

In metal sheets with holes and eyelets, size 980x480 mm. Suitable for nylon or metal peghooks

gray ral 7038

blue ral 5010

white ral 9003

red ral 3020



Packed in box of 100 pieces

Box size 120x220x80h mm

article	description
SG061/01F	short straight
SG061/02G	long straight
SG061/04I	clip clamp
SG061/05L	small ring
SG061/06M	big ring
SG061/07O	slanted
SG061/08P	hook

article without hooks			
gray	blue	white	rosso
054	054A	054B	054R

6 pack

article with 52 hooks			
gray	blue	white	red
054G KIT	054AKIT	054BKIT	054RKIT

Individually packed

Workbench

Workbench M3

Structure with welded legs, table top in 30/10 metal sheet or in multilayer beech 40 mm thick. Bottom shelf in 20/10 metal sheet.

gray ral 7038



article	dim. LxDxH (mm)
Z3ME00047	1200x750x850



article	dim. LxDxH (mm)
Z3ME00050	1200x750x850



article	dim. LxDxH (mm)
Z3ME00048	1500x750x850



article	dim. LxDxH (mm)
Z3ME00051	1500x750x850



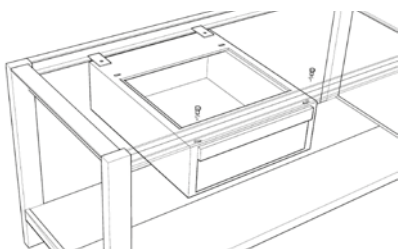
article	dim. LxDxH (mm)
Z3ME00049	2000x750x850



article	dim. LxDxH (mm)
Z3ME00052	2000x750x850

Drawers for Workbenches M3

Metal drawers for workbenches, guides on rails with ball bearings. With lock. Color Gray



article	dim. LxDxH (mm)	description
Z3ME00068	550x665x205	1 drawer h140



article	dim. LxDxH (mm)	description
Z3ME00069	550x665x205	2 drawers h70

Other Products for Industry

Portapallet



Cantilever



Coils Block



Mezzanines



Avant LB6



Ricambisystem





CERTIFIED COMPANY

36027 Rosà (VI) - Italy
Via Manzoni, 32
Tel. +39 0424 581079 - Fax +39 0424 581312
info@bizzottoscaffalature.it
www.bizzottoscaffalature.it

